

RoHS Compliant
Pb - Lead Free

Ltr	Revisions	Date	Appr

Electrical Specifications:

Frequency Range		10.000 to 52.000	MHz
Frequency Tolerance		±2.0	ppm Max.
Frequency Stability vs. Operating Temperature		±0.5 ~ ±2.0	
Frequency Stability vs. Supply Voltage Change		±0.2	
Frequency Stability vs. 10% Load Change		±0.2	
Aging per Year		±1.0	
Operating Temperature Range	Standard	-20 to +70	°C
	Extended	-40 to +85	
Storage Temperature Range		-55 to +125	
Supply Voltage		1.8 ± 5%	VDC
		2.5 ± 5%	
		3.3 ± 5%	
Frequency Pulling Range	VCON=0.3V~1.5V@1.8VDC	±5	ppm Min.
	VCON=0.4V~2.4V@2.5VDC		
	VCON=0.4V~2.4V@3.3VDC		
Transfer Function		Positive	
Input Current		2.5	mA Max.
Output Level		0.8	Vp-p Min.
Output Waveform		Clipped Sinewave	
Output Load		10KΩ // 10pF	
Phase Noise	@100Hz Offset	-114	dBc/Hz Typ.
	@1KHz Offset	-131	
	@10KHz Offset	-148	
Start Up Time		2	ms Max.



No.11-3 Jianguo Rd., T.E.P.Z. 42760 Taiwan, ROC

All dimensions are millimeters.

CAD: TCR

Review: EG

Appr: JL

Page: 1/4 Date: Jan 8,2020

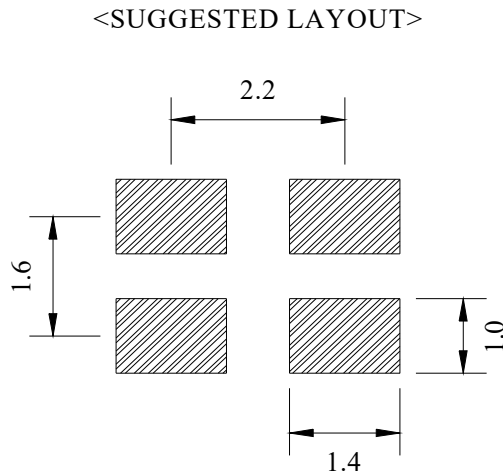
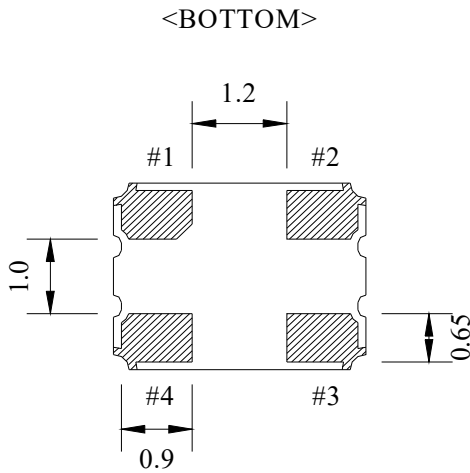
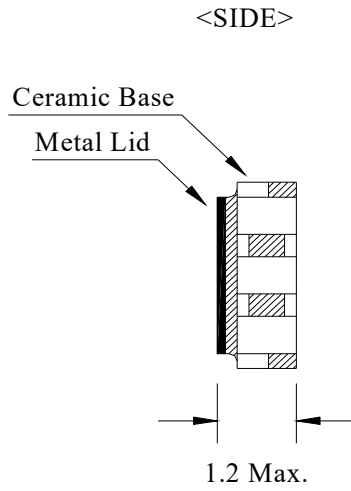
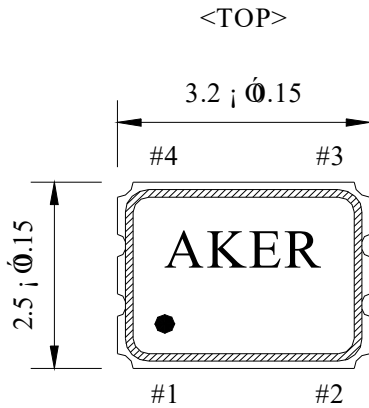
Specification Title:

**Temperature Compensated
Voltage Controlled Crystal Oscillator
VCTCXO - Ceramic Package
3.2 x 2.5 millimeter Surface Mount**

Part Number:

TV32 Series

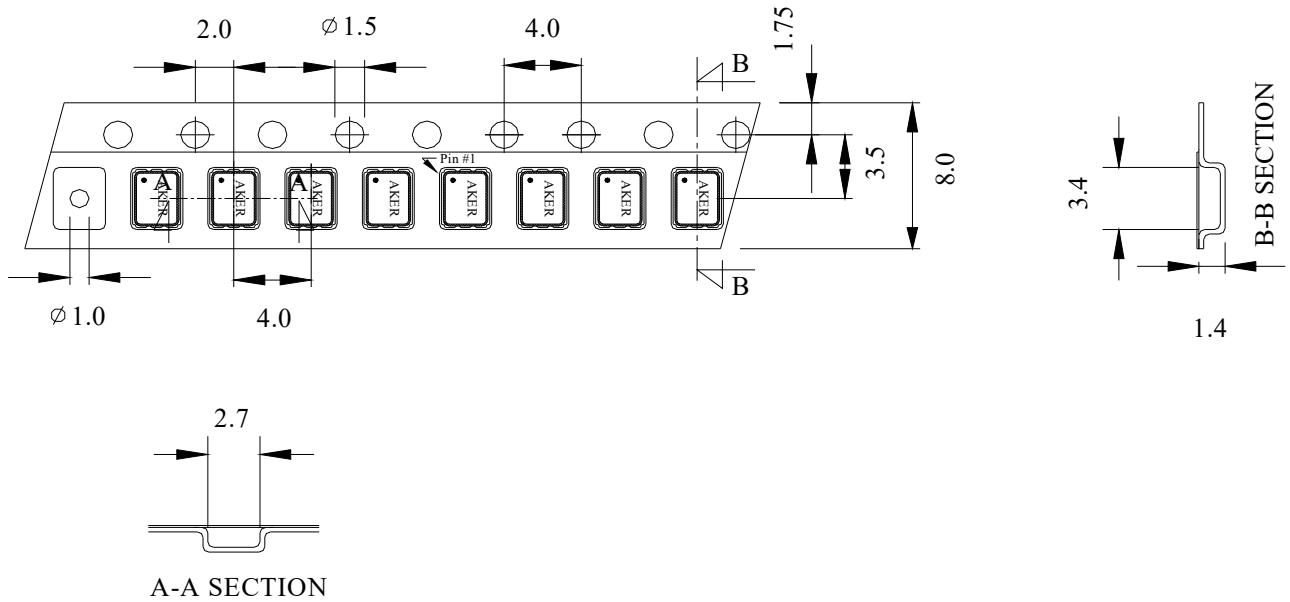
Mechanical Outline and Solder Pad Layout:



PIN No.	Connection
#1	VCON
#2	GND
#3	Output
#4	VDC

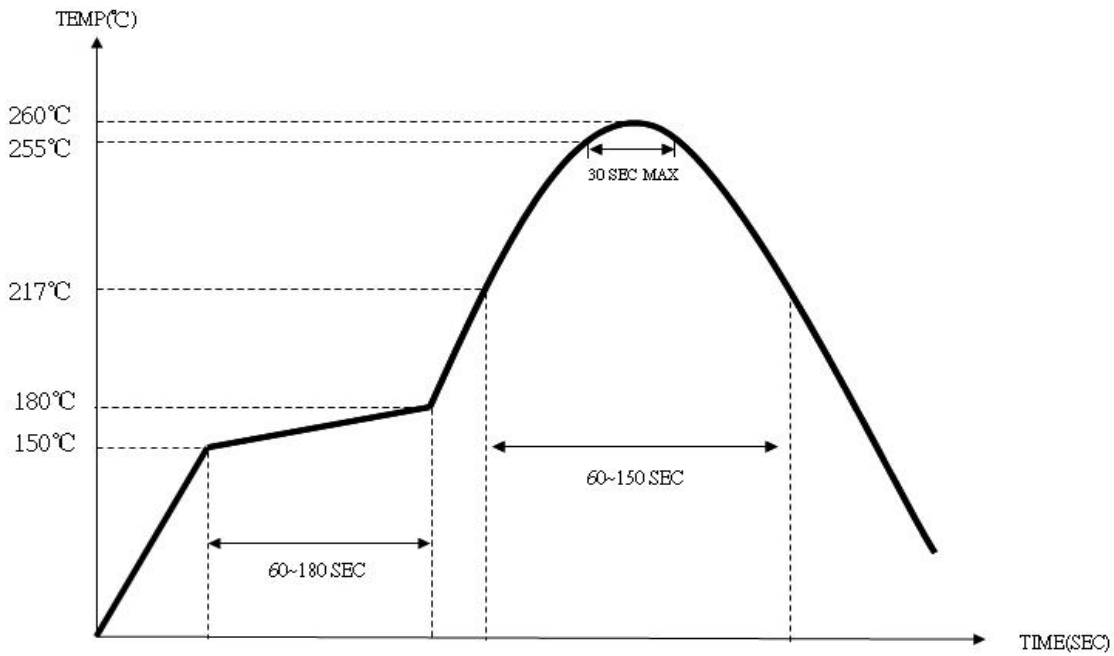
Package is Seam Sealed Ceramic-Metal.
Dimensions are millimeters.

Carrier Tape Dimensions:



Dimensions are millimeters.

Solder Reflow Characteristics:



How to build a Part Number:

Series	TV	Parameter
Package	32	3.2 x 2.5 mm
	-	
Supply Voltage	18	1.8 VDC \pm 5%
	25	2.5 VDC \pm 5%
	33	3.3 VDC \pm 5%
Temperature Stability	005	\pm 0.5 ppm
	010	\pm 1.0 ppm
	020	\pm 2.0 ppm
Output Waveform	S	Clipped Sinewave
	-	
Frequency	10.000~52.000	MHz
	-	
Temperature Range	See Notes	-20 to +70 °C
	X	-40 to +85 °C
	-	
Packaging	R	1000pcs Reel
	R3	3000pcs Reel

Part Number Example:

TV32-33020S-26.000-X-R

TV32: 3.2 x 2.5 mm SMD Package

33: +3.3 VDC Supply Voltage

020: \pm 2.0 ppm Temperature Stability

S: Clipped Sinewave Output

26.000 MHz Nominal Frequency

X: -40 to + 85°C Temperature Range

R: Tape and Reel Packaging

Notes:

- 1- Standard Temperature Range do not need to be included in Part Number description.
- 2- Product is shipped in Tape and Reel configuration.
- 3- Quantities less than 1000 are shipped bulk in ESD pouches.
- 4- Specification subject to change without notice.